







Dust extraction

Overview of products and applications

Compact yet effective. Lightweight yet powerful. Whether on the construction site or in the workshop – Festool mobile dust extractors are prepared for every challenge.

Page	186	187	188	189	190	190
	CT 17	CTL SYS	CTL MINI	CTL MIDI	CTL 26/36	CTM 26/36
						

NEW

NEW

Applications

CLEANTEC mobile dust extractors, compact

CLEANTEC mobile dust extractors

Application area

Assembly (low quantities of coarse dust)

Workshop, industry

Building site, drywall construction (large quantities of fine dust)

Zone 22

Application

Extraction of dust from power tools

Dust extraction from air tools (LE variants)

Cleaning work

Continuous industrial use

Special features

Modular flexibility with 2 sockets/compressed air module

AUTOCLEAN fully automatic main filter cleaning system

Combination with ASA/EAA

Type of dust

Wood dust

Mineral, quartziferous dust

Aluminium, powder coating and polyurethane dust


Carcinogenic dust and asbestos

Technical data

Power consumption (W)	400 – 1.200	1.000	400 – 1.200	400 – 1.200	350 – 1.200	350 – 1.200
Max. flow rate (l/min)	3.700	3.000	3.700	3.700	3.900	3.900
Max. vacuum (Pa)	24.000	20.000	24.000	24.000	24.000	24.000
Max. container/filter bag capacity (l)	17/17	4,5/3,5	10/7,5	15/12,5	26/24 / 36/34	26/24 / 36/34
Dimensions (L x W x H) (mm)	445 x 380 x 485	396 x 296 x 270	430 x 330 x 422	430 x 330 x 470	630 x 365 x 540 630 x 365 x 596	630 x 365 x 540 630 x 365 x 596
Weight (kg)	9,4	6,9	8,8	9,1	13,9 / 14,4	13,9 / 14,4

Dust extraction

Overview of products and applications

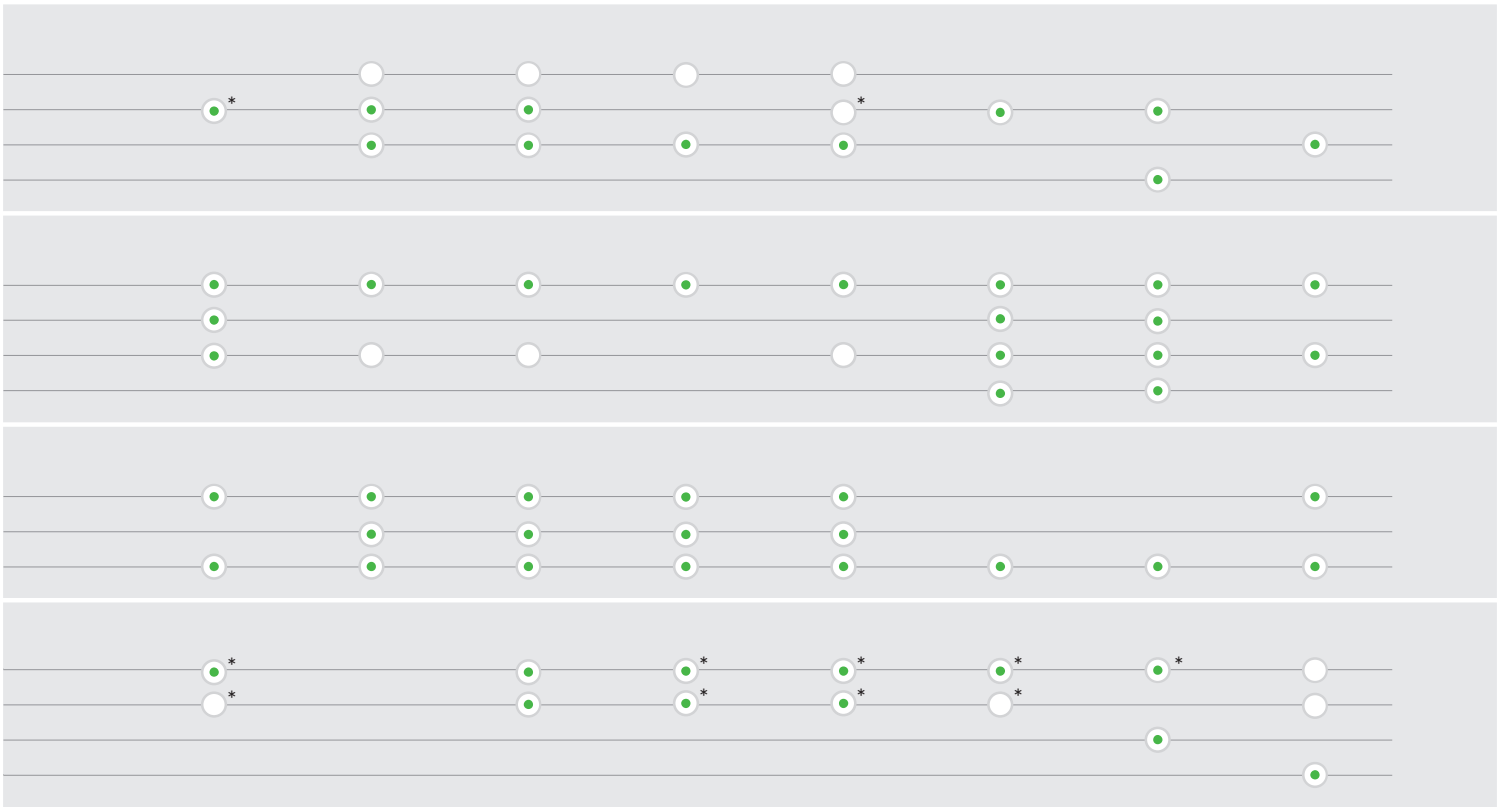


04

CLEANTEC mobile dust extractors

CLEANTEC AUTOCLEAN mobile dust extractors

CLEANTEC special extractors



* CTM only Extremely appropriate Appropriate

	191	192	192	193	194	195	196	197
Power (W)	350 – 1.200	350 – 1.200	350 – 1.200	350 – 1.200	350 – 1.200	150 – 1.100	150 – 1.100	350 – 1.000
Max. suction (Pa)	3.900	3.900	3.900	3.900	3.900	3.400	3.400	3.900
Max. dust capacity (kg)	24.000	24.000	24.000	24.000	24.000	23.000	23.000	24.000
Max. dust capacity (L)	48/46	26/24 / 36/34 / 48/46	26/24 / 36/34 / 48/46	36/34	26/24 / 36/34	48/46	48/46	26/24 / 48/46
Dimensions (mm)	740 x 406 x 1.005	630 x 365 x 540 630 x 365 x 596 740 x 406 x 1.005	630 x 365 x 540 630 x 365 x 596 740 x 406 x 1.005	630 x 365 x 596	673 x 365 x 455 673 x 365 x 522	630 x 406 x 640	630 x 406 x 640	630 x 365 x 540 740 x 406 x 1.005
Weight (kg)	18,8	14,7 / 15,2 / 19,6	14,7 / 15,2 / 19,6	15,2	14,5 / 15,2	17,9	18,6	13,9 / 18,8